

Pro Infield "Tongue Towed" PR72

2023

**Multi Purpose
Infield Grooming &
Maintenance Machine.**
*Like Your Own Personal
Grounds Crew Built Into
One Ultimate
Machine!*

Pro Groomer PR72
**Levels, Mixes, Smoothens,
Breaks Up Hard Infields, and More!**

*Provides Athletes with Safe, Consistent Playing Conditions,
and Saves Labor. It's in a League of it's Own.*

Best Infield Groomer on the Market!
Yes, it will level your infields and keep them level - We Guarantee It!

Pro Infield Groomer Tongue Towed Version

Customer chooses from 6 "Operator Control Systems"
(more choices than any other manufacturer).
Includes 5 choices of electric lift plus manual lift.

Heavy Duty
Electric Actuator.

Heavy Duty Tongue &
Adjustable Hitch.

Heavy Duty
Steel Welded Frame.

Height Adjustment &
Leveling System.

Exclusive 2-Bladed Leveler
Implement. "Level-Flo"
(Best in the Industry).

No-Air, No-Flat Wheels.

Rear 2-Brush Smoothing Broom.

99% of Assembly Done at Factory!

Most Complete Line of
"Operator Lift Control Systems" on the Market!

6 Operator
"Lift Control
Systems"
Available

Choose the "Lift Control System"
that's best for you!

We make the only
Infield Groomers on the
Market with Wireless
Remote Control 12 volt
on-board lift control systems.



Optional Attachments
available:
Chisel Scarifier
Spring Tine Scarifier
Drag Mats
HS Grading Bar
Rock Basket
Tongue Stand
Ball Coupler Hitch

Plus, accessories
for Operator Lift
Control systems!

Standard Equipment for Tongue Towed Models of PR72 Pro Groomer shown above.
Choose from 6 Different "Operator Lift Control Systems".

Helping Those Who Help Others Play!

Heying company

Heying Company Alton, Iowa 51003
Ph. 712.756.8847 Fax 712.756.8849 www.HeyingCompany.com www.Infield-Drag.com

Copyright Heying Enterprises. Made in USA

Infield Groomer
PR72

Tongue Towed Version

No Tools
Engineering!
Needed

**"We Make Dirt
Look Good"**

New for 2023 PR72 and New PR90 Now Available in our “Rear Quick Attach Versions”



For those who seek the convenience of rear “Direct Attached Groomers”.

See corresponding catalogs for details.

PR72-QX + PR90-QX “Quick Attach” with easy “Latch & Lock” Lift System.

Attaches to JD Gator TX (Newer Versions)

Includes our exclusive “Latch & Lock” System. Easy 30 second attach or disconnect. 2-Switch Wiring System giving the user front dash and rear under box lift controls.

Note: connects to newer versions of Gator TX with 1-1/4” rear receiver hitch.



Mounts Direct to TX Gator

PR72-QX & PR90-QX

PR72-QR + PR90-QR “Quick Attach” with easy “Latch & Lock” Lift System.

2 Inch Receiver

Includes our exclusive “Latch & Lock” System. Easy 30 second attach or disconnect. 2-Switch Wiring System giving the user front dash and rear under box lift controls.



PR72-QR & PR90-QR

PR72-TP + PR90-TP “3 Pt. Lift System”

3 Pt. Lift PR72 Pro Groomer.

Cat 0 / 1 Design.

Includes our exclusive 3 Pt. Lift frame. One of a kind 3 Pt. Frame is adjustable so it can be used

“with or without” a tractor quick coupler (or quick hitch).



PR72-TP & PR90-TP

New 90” Wide Version of Pro Groomer now available in “Quick Attach” versions.

Standard Equipment - all Tongue Towed Models PR72

PR72-**WR** PR72-**SG** PR72-**SB** PR72-**PW** PR72-**HW** PR72-MN

6 "Operator Lift Control Systems" available.

More choices than any other manufacturer. Includes 5 choices of electric lift plus manual lift. We have the perfect system for everyone!

Adjustable Tongue & Hitch System. Pin Style Hitch standard. Quickly adjusts to different tow machine drawbars heights without tools.

Height Adjust & Leveling System for front blade. Quick, easy side to side adjustment guarantees the leveler always cuts evenly side to side.

Standard Equipment

Heavy Duty Electric Actuator

99% of Assembly completed at the factory!

Heavy Duty, Durable, Steel Welded Frame.

Premium Powder Coated Finish.

Rear Smoothing Broom is standard. Creates smooth, professional finish to the grooming process. Synthetic poly brushes designed specifically for our groomers. Long wear. Will not rot.



Exclusive 2-Bladed Leveler Implement. **If you've ever seen perfect leveling then it must have been our Pro Groomer since no other machine on the market has this "Level Flo 2" technology.** Adjustable to constant changing conditions of infields. The exclusive 2-Blade technology (front & rear) levels and grades by cutting off high areas, mixes material as **it travels, and releasing it into low areas where it's needed.** Blades cut 100% of their width (no open gaps left behind). Does not disturb the important layering between the top infield material and the lower sub soil layer. Completely adjustable in all directions. Controls weeds. Deters water puddling & compaction.

No-Air, No-Flat Wheels. Flat tires are a nuisance and render a machine un-usable. Our hassle-free wheels never need air and are standard on all tongue towed groomers!

No Tools
Engineering!
Needed

**"We Make Dirt
Look Good"**

Helping Those Who Help Others Play!

Heying company

Heying Company Alton, Iowa 51003 Ph. 712.756.8847 Fax 712.756.8849
www.HeyingCompany.com www.Infield-Drag.com www.InfieldGroomer.com

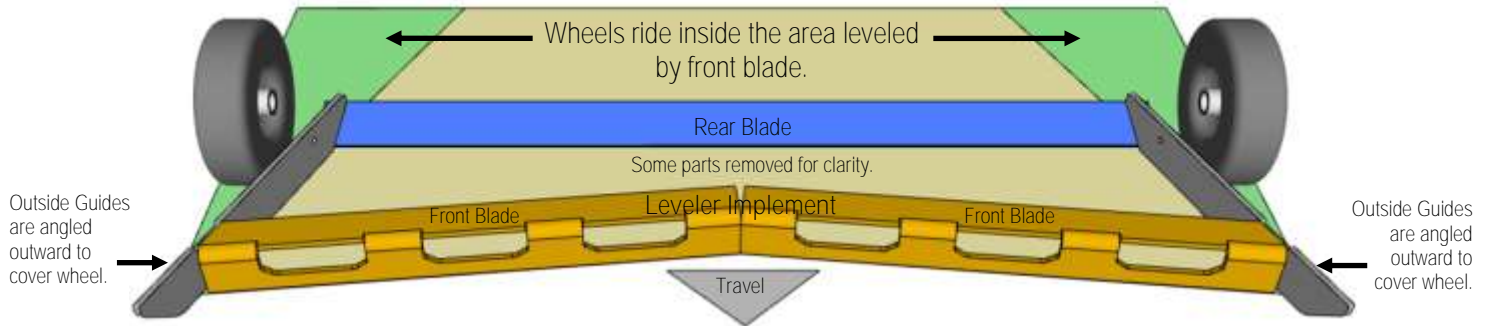
Copyright Heying Enterprises.
Made in USA

Pg. 3

Infields Need to be Smooth and Level !

Making an infield smooth is relatively easy.
Leveling them requires a much higher degree of engineering.

Important Features that Sets our PR72 Pro Groomer Apart



Blades cut 100% of the surface while grooming.

Unlike other machines our Pro Groomer leveling blades cut 100% of the surface. Does not leave areas un-cut.

As the Front Blades Level the Wheels Ride “inside the cut area” towards the ends of the Leveler.

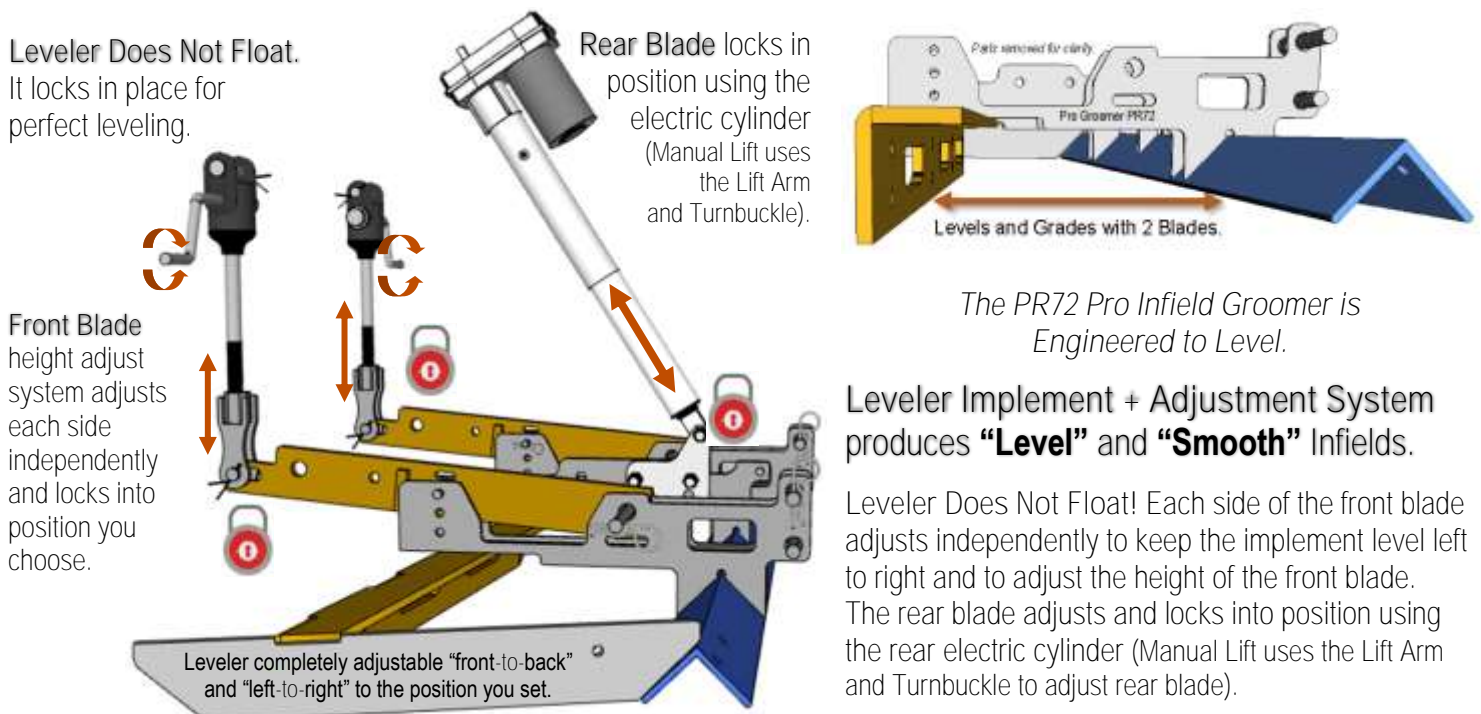
This creates a smooth path for the groomer for improved leveling.

Two Blades level better than one.

Pro Groomer Leveler Implement “Locks Into Position” to Level.

Floating Implements, such as steel drag mats, simply cannot level an infield. They might help smoothen but they ride up over high areas (don't cut it off) and sink down into low areas (tend to drag material out).

In order for an implement to level it must “Lock into Place” and not float. Our Leveler Implement travels over material and cuts high areas, carries material along, and releases it into low areas.



Leveler Does Not Float.
It locks in place for perfect leveling.

Front Blade
height adjust
system adjusts
each side
independently
and locks into
position you
choose.

Leveler completely adjustable "front-to-back" and "left-to-right" to the position you set.

Rear Blade locks in position using the electric cylinder (Manual Lift uses the Lift Arm and Turnbuckle).

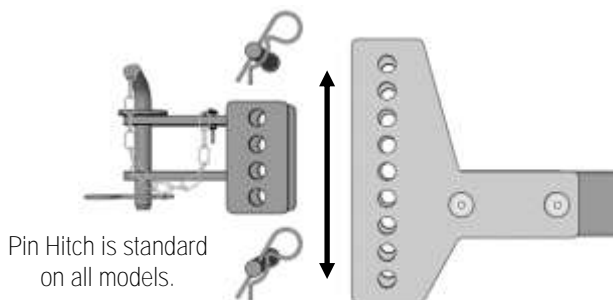
Levels and Grades with 2 Blades

*The PR72 Pro Infield Groomer is
Engineered to Level.*

Leveler Implement + Adjustment System produces “**Level**” and “**Smooth**” Infields.

Leveler Does Not Float! Each side of the front blade adjusts independently to keep the implement level left to right and to adjust the height of the front blade. The rear blade adjusts and locks into position using the rear electric cylinder (Manual Lift uses the Lift Arm and Turnbuckle to adjust rear blade).

Adjustable Hitch design helps you quickly adjust the Pro Groomer (without tools) to the drawbar of your tow machine (Optional Ball Coupler hitches also available).



Pin Hitch is standard on all models.

Rear Smoothing Broom is standard. Our exclusive poly brushes (designed by Heying Company) are not available from any other supplier. Brushes will not take on water. Will not rot. Specially designed for long life.



Key Features & Benefits PR72

- Levels - Mixes - Smoothens as you groom.
- Leveling Implement **“Locks into position to guarantee leveling takes place”**
- Completely adjustable to current infield conditions
- Cuts High Areas and Fills Low Areas
- Reduces Need for Hand Raking
- Breaks up hard infields (optional accessories)
- Maintains safer playing surface
- Deters water puddling
- Controls Weeds
- More Lift Systems to choose from than any other manufacturer (all made in the USA).
- No Air - No Flat Wheels do not need air and never go flat.
- Heavy Duty Steel Construction
- Powder Coated finish
- Pull with a variety of towing machines
- No tools needed to adjust engineering
- Works on all infield materials
- Built Like a Tank!
- Easy to Use
- Affordable
- Saves Labor
- We do 99% of the Assembly.
- 36 Month Limited Warranty (there is no better warranty in the business)



Level & Smooth Infields!
We Guarantee It!

No Tools
Engineering!
Needed

“We Make Dirt Look Good”

We Help Those Who Help Others Play!

Optional Accessories

Optional Scarifiers. Pulverize - Shatter - and Break up Hard Infields.

PRCH-5825 Chisel Scarifier

Chisel Scarifier is more effective on hard infields than the Spring Tines. Pulverizes & shatters hard-compacted infields to improve playability. Exclusive abrasion resistant steel teeth.



Completely depth adjustable. Mounts to the rear of the Leveler implement. When not in use it stores on the upper "non-engaged" pins without making contact. When needed it's dropped down to the



"engaged" pins to pulverize. Rear Broom and Drag Mat Drag can be mounted behind Chisel to help break up chunks and smoothen. Teeth are easy to replace when needed.



Also see Drag Mat option that helps break up chunks created by the Chisel Scarifier.

In-Season. Should only be used to pulverize the very top portion of infields (1/4" to 1/2" or so) during the season.

Off-Season. Capable of deep till to depth up to 2-3/4" to mix material, remove weeds, etc. but should never be used deep enough to disturb infield layers.

Two reasons the Chisel Scarifier cannot be used while grooming.

- 1) Infield layers are very important. You should never penetrate too deep into an infield and disturb the layers. If the Chisel was used while grooming then it might mask, or hide, what is actually being done to the infield. So, for safety, we design the Chisel Scarifier process to be a separate process from grooming.
- 2) It demands a lot of power especially when penetrating deep into infields (during off-season).

PRST-6800 Spring Tine Scarifier

Spring Tine Scarifier

Can be used while grooming - **that's** the only advantage it has over the chisel scarifier. Spring tines are not as effective breaking up hard infields as the hard tooth chisel. For customers who want to be able to lightly pulverize ahead of the grooming process. It attaches to the front of the machine and provides pulverizing action ahead of the Leveler & Broom implements.



Two rows of staggered spring tines. Each row independently adjustable (without tools) to different angles. Mounts to front of the groomer.



Warning: The Spring Tine Scarifier adds approx. 48 lbs. to the front of the groomer (tongue weight). This adds to the total weight when lifting on the tongue to connect the groomer to a tow machine (or when disconnecting). This is most noticeable for those who have the "WR" electric lift system which includes a heavy 12 volt battery on board. This combination of the Tines and Battery make the tongue quite heavy when lifting.

Note: Customers with extremely hard infields (especially infields with sand mixtures) should consider the Chisel Scarifier which is more effective on hard infields.

Drag Mats (2 Sizes available).

Steel Drag Mats are especially useful when breaking up hard infields (which creates chunks).

Two Choices of widths.

72" wide x 36" deep (same width as 72" Broom)

78" wide x 36" deep (overlaps 72" Broom)

Option includes our exclusive brackets that not only pull the drag mat during use but also hold the rolled mat during travel off the field. No tools needed to adjust or remove the mat.



Exclusive Drag Mat Brackets pull, carry, and haul the drag mat.



ALDM-7236 (72" Wide x 36" Deep)



72" wide mat is same width as 72" Rear 2-Brush Smoothing Broom. (Drag Mat is adjustable side to side in 1" increments if desired). This option includes our exclusive Drag Mat Brackets.

ALDM-7836 (78" Wide x 36" Deep)

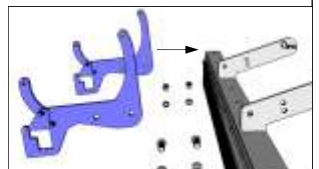


78" wide mat is overlaps the 72" Rear 2-Brush Broom at each end. (Drag Mat is adjustable side to side in 1" increments if desired). This option includes our exclusive Drag Mat Brackets.

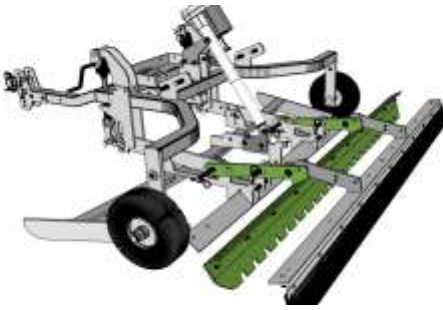
ALDM-1000 Drag Mat Brackets Only

Order this option if you wish to use our exclusive Drag Mat Brackets with your steel roll up drag mat.

Note: We install a 1" square support tube to the front pull edge of all of our Drag Mats to add support and so they mount correctly in our brackets. If you use your own drag mat with our brackets then we recommend you also install a square support tube.



PRGB-7200 High Speed Grading Bar



High Speed Grading Bar attaches behind the Leveler the same way the Chisel Scarifier attaches.

High Speed Grading Bar
Customers choose the PR72 because they want perfect leveling. To provide this benefit the Pro Groomer performs at optimal speeds of 4 to 5 mph. There are times however when some customers need a quicker way to groom infields. Customers such as those who:

- Run all day tournaments.
- Run double headers.
- Have lots of fields to cover.

High speed grading bar stored behind leveler on upper "non-engaged" pins (when not being used).



High Speed Grading Bar does not contact the surface in this stored position.

When lowered to the "engaged" pins only the High Speed Grading Bar contacts the surface for fast grooming.



High Speed Bar is engaged the Leveler does NOT contact the surface.

Tournaments: Customers who run day long tournaments with very tight schedules groom **all of their infields before the day's play with the normal 2 bladed Leveler. Then between games, if time is short, they cut prep time in half using this high speed implement to quickly smoothen infields (doubled your speeds up to 8-10 mph). After the day's games are done they groom infields with the 2 blade Leveler Implement (normal process) to bring them back to perfectly level.**

Double Headers: Customers who have double headers groom their infield before the first game with the normal 2 bladed Leveler. Then between games, if time is short, they cut prep time in half using this high speed implement to quickly smoothen infields (doubled speeds up to 8-10 mph). After the final game they groom with the 2 blade Leveler Implement (normal process) to again achieve a perfectly level infield.

Lots of Infields to Maintain: Customers with many (sometimes dozens) of infields may not have the time to perfectly level every infield every day. Some fields are groomed the normal process every day - just not all of them. Say for example a customer has 18 fields. Each day 6 infields are groomed with the 2-Bladed Leveler. The remaining 12 are groomed at twice the speed with the High Speed Grading Bar. The next day a different 6 fields get perfect leveling, and the process keeps rotating.

To maintain our "no tools needed engineering" we designed the High Speed Grading Bar to attach to the rear of the Leveler the same way that the Chisel Scarifier attaches. It's stored on the upper "non-engaged" pins (it will not contact the infield when in the non-engaged position) so it's ready to use when needed. Then it's quickly moved down to the lower "engaged" pins for high speed grooming (when in this position the 2 bladed Leveler does not contact the infield surface). The Rear Finishing Broom (and Drag Mat if you have it) attach directly to the High Speed Grading Bar for final finishing.

More Accessories & Options

PRRB-1925

Rock Basket

For customers who have rock or other debris problems in their infields.



Attaches behind rear blade of leveler. Material travels over rear blade and falls into basket. Debris catches in basket. Easy removal to empty.



1-7/8" Ball Coupler PACP-1875

2.00" Ball Coupler PACP-2000

Prefer Ball Coupler Hitch? We offer 2 sizes of Couplers. They adjust up-down (at end of tongue) just like the Pin Hitch. 2.00" and 1-7/8" available.



PABE-1800

Broom Extension Kit

Kit converts a 72" wide Broom to 90" wide. Adds 9.00" extension at both ends of broom. Includes extension bars, 9" frame extensions, aluminum channels, brushes and hardware.



PATS-2000 Electric Lift Models

PATS-2001 Manual Lift

Tongue Stand








Connects behind hitch on tongue. When groomer unhooked stand keeps end of the tongue off of the ground or floor. When storing the groomer caster wheel allows for easier movement around storage area.



Stand folds up out of the way while grooming (with one quick pin).

More Optional Accessories

AL-E-552 "HW"	AL-E-098 Transmitter	Backup Electric Control Systems. Want Dual Controls.		
<p>Additional "HW" partial wiring pkg. If you order the "HW" Lift System you might want to wire an additional tow vehicle to pull the groomer. Includes necessary wiring to "Hard-Wire" one additional tow machine.</p> 	<p>Additional Wireless Transmitter for "WR" or "PW" Systems.</p> <p>For customers who have "WR" or "PW" Lift System. When you order consider an additional transmitter so you have an extra on hand.</p>  <p>We stock Transmitters</p>	<p>Who needs a Backup Electric Control System?</p> <p>Run tournaments? Heavy game schedules. Can't be broke down? Need peace of mind that you have a backup control system to operate the groomer if something happens to your original lift system, like a dead battery, misplaced transmitter, broken wire, etc.? Then consider a "backup" control that will bypass the entire original electric lift system except the cylinder. Choose a backup system that has temporary alligator clamps or ring terminals to connect to tow vehicle or groomer 12v battery.</p>		
		AL-E-555 "SB" Backup	AL-E-571 "PW" Backup	AL-E-589 "SG" Backup
		<p>Most Popular Backup Control.</p> <p>"SB" Corded Switch Box Control System.</p> <p>"SB" uses temporary alligator clamps to attach to your tow machine 12 volt battery and totally bypass the original system. See SB Wiring System for more details.</p> 	<p>"PW" Portable Wireless Control System.</p> <p>"PW" uses temporary alligator clamps to attach to your tow machine 12 volt battery and totally bypass the original system. See PW Wiring System for more details.</p> 	<p>"SG" Corded Switch Box Control System.</p> <p>"SG" connects to the 12 volt battery on the groomer with 3/8" Ring Terminals and can bypass the original system. See SG Wiring System for more details.</p> 

Convert a Manual Lift groomer to Electric Lift.

Customers who currently own a Manual Lift machine can convert to Electric Lift. More choices than any other manufacturer. Refer to info elsewhere in this catalog for details about electric lift systems.

ALE572 "WR" Wireless Remote Control with 12v Battery on Groomer Elec Lift

ALE589 "SG" Corded SwitchBox with 12v Battery on Groomer Elec Lift

ALE555 "SB" Corded SwitchBox Elec Lift System (Uses Tow Machine Battery)

ALE571 "PW" Portable Wireless Remote Control (Uses Tow Machine Battery)

ALE553 "HW" Hard-Wired to Tow Machine Battery with Dash Switch



Convert a Manual Lift Groomer to Electric Lift. 5 Electric Lift Choices.



6 Lift Systems & How They Work in a nutshell

<p>12v Battery Included</p> <p>Wireless</p> <p>WR²³</p> <p>Complete 12 Volt Electric System On-Board Groomer</p> <p>Includes 12 Volt Battery, 2.0 amp Battery Charger and Battery Monitor</p> <p>Includes all-in-one Emergency Rocker Switch & Cord 11.5 ft. long</p> <p>Does not use Tow Machine Battery.</p> <p>12 Volt Battery On Groomer</p>	<p>Battery On Groomer</p> <p>WR. Battery on Groomer.</p> <p>Wireless Remote Control. 12V Battery and Elec System On-Board the Groomer.</p> <p>No wires to attach to your Tow Machine. 12 Volt battery, wireless transmitter & receiver system, 2.0 amp battery charger, and battery monitor. Great choice for ease of use, convenience, and all day use. Includes emergency 11.5 ft. long all-in-one Rocker Switch & Cord (use as emergency / temporary backup control).</p> <p><i>Note: SG system also has a 12v battery on board the groomer.</i></p>
<p>12v Battery Included</p> <p>Corded SwitchBox</p> <p>Powered by 12v Battery On Groomer</p> <p>SG²²</p> <p>Does not use Tow Machine Battery.</p> <p>12 Volt Battery On Groomer</p> <p>4 Way Groomer Tongue Wire & Power Harness provides power from battery to switchbox and back to electric cylinder.</p> <p>12 ft. Wire</p> <p>5 ft. Wire</p> <p>Groomer Tongue Wire</p> <p>SwitchBox</p>	<p>Battery On Groomer</p> <p>SG. Battery on Groomer.</p> <p>Corded SwitchBox Control. 12V Battery On-Board Groomer. Does not use 12v battery of your Tow Machine. Corded system. Weather sealed SwitchBox. 2 Extension Wires to work for all tow machines. Groomer tongue wire connects to extension wire at rear of tow machine. Good choice for all day use. <i>Note: WR is the only other system that has a 12 volt battery on-board the groomer.</i></p> <p><i>Can also be used as a backup operating system.</i></p>
<p>No 12 Volt Battery.</p> <p>Corded SwitchBox</p> <p>Powered by Tow Machine Battery</p> <p>SB¹⁹</p> <p>Store Electric System Parts in Battery Compartment.</p> <p>12 ft. Ext. Wire</p> <p>5 ft. Ext. Wire</p> <p>Groomer Tongue Wire</p> <p>Portable Power Harness</p> <p>Tow Machine Battery</p>	<p>Uses Battery of Tow Machine</p> <p>SB. Corded SwitchBox.</p> <p>Uses Tow Machine 12v Battery. Corded system with Weather sealed SwitchBox. Power Harness connects to tow machine battery with portable alligator clamps. Includes 2 Extension Wires to work for all tow machines. Groomer tongue wire connects to extension wire at rear of tow machine.</p> <p><i>Can also be used as a backup operating system.</i></p>
<p>No 12 Volt Battery.</p> <p>Portable Wireless</p> <p>PW²³</p> <p>Includes all-in-one Emergency Rocker Switch & Cord 11.5 ft. long</p> <p>Groomer Tongue Wire</p> <p>Portable Power Harness</p> <p>Tow Machine Battery</p>	<p>Uses Battery of Tow Machine</p> <p>PW. "Portable" Wireless Remote Control.</p> <p>Uses Tow Machine 12v Battery. Same wireless control system as the "WR".</p> <p>Power Harness connects to tow machine battery with portable alligator clamps. Power supplied to wireless receiver on groomer through groomer tongue wire connected at rear of tow machine. Includes emergency 11.5 ft. long all-in-one Rocker Switch & Cord (use as emergency / temporary backup control).</p> <p><i>Can also be used as a backup operating system.</i></p>
<p>No 12 Volt Battery.</p> <p>Hard-Wired</p> <p>Rocker Switch Installed in Dash of Tow Machine</p> <p>HW²¹</p> <p>Store Tools, etc. in Battery compartment.</p> <p>Groomer Tongue Wire</p> <p>Tow Machine Wire</p> <p>Power Harness</p> <p>Tow Machine Battery</p>	<p>Uses Battery of Tow Machine</p> <p>HW. Hard-Wired into your tow machine. Uses Tow Machine 12v Battery. Dash-Mounted Rocker Switch to control the electric lift. You dedicate a specific tow machine to be wired. Includes all wiring, switch, connectors, etc. for one tow machine. Want to use other tow machines when needed? Order optional partial wiring system to wire another tow machine or order an optional backup system. <i>Note: your tow machine must have a knock-out switch location available on the dash for rocker switch or cut your own opening.</i></p>
<p>Rear Turnbuckle Makes Fine Adjustments to Implements</p> <p>Notched Quadrant Allows Quick Adjustment to Multiple Settings</p> <p>Manual Lift</p> <p>MN⁰¹</p> <p>Grip and Squeeze Locking Pin and Handle to Raise / Lower Lift Arm. Then Release to Lock in Place.</p> <p>Mounts to Groomer Frame</p>	<p>MN. Manual Lift. Includes our exclusive "posi-lock" design.</p> <p>Complete manual operation of lifting and lowering of implements on the groomer. Lift Arm provides adequate leverage to lift / lower. Quadrant assembly is notched for quick adjustments and always allows you to return to your previous setting. Fine adjustments made with Turnbuckle. <i>Note: Grooming adjustments cannot be made on the fly. You must stop to make adjustments.</i></p>




"WR" Wireless Remote Control + On-Board 12v Electric System

Wireless remote operator control with On-board 12v battery provides the ultimate in user ease and flexibility. Exclusive wireless remote transmitter and receiver, on-board 2.0 amp battery charger, battery monitor (alerts when battery needs charged), plastic battery case, sealed connectors, emergency bypass rocker switch & cord, and 2 manual tools.

WR

Most Popular

Nothing Else like it on the market!



Advantages: **Exclusive "one-of-a-kind" control system....only offered by Heying Company! Made in USA!**

Wireless Remote (hand held transmitter) Control - the Ultimate in user convenience (receiver mounts inside battery compartment).

The wireless remote control has immediate response when a button is pressed. It never goes to sleep like many other wireless systems.

Pull with a variety of tow machines. Can quickly switch from one tow machine to another. On-board electric system is completely self contained.

On-board 2.0 amp battery charger has safe technology so it can (and should) be plugged in whenever the groomer is not being used.

On-board battery monitor emits an audible alert when the battery needs to be charged.

No wiring needed to user tow machine. No Cords.

Corded Auxiliary Switch (and cord) included. 11 ft. long. Use to operate electric lift if transmitter is misplaced. Stores inside battery case.

On-board electric system also makes it easier to move the groomer even when it's not connected to a tow machine (such as inside a storage shed).

Disadvantage: (Not really a disadvantage) User needs to keep the on-board battery charged. Just plug in the battery charger (use a standard 120v cord).



Great Backup Control

Worried about losing the Transmitter? System comes with 11.5 ft. long Corded Rocker Switch and two (2) manual wrenches that can be used in an emergency to manually raise / lower the electric cylinder. **Consider a "Backup Control System".** Customers who run tournaments or those who just want the peace of mind that they can operate the groomer if they have any problems (misplaced transmitter, dead battery, etc.)....will consider the "SB" Backup Operating System. The "SB" System is portable and can connect to any tow machine 12v battery. It's not used on a daily basis. Rather, it's stored, and used only when there is a problem with the main control system. It will override / bypass the entire original electric system (except the Cylinder).

Heying company

Heying Company Alton, Iowa 51003 Ph. 712.756.8847 Fax 712.756.8849
www.HeyingCompany.com www.Infield-Drag.com www.InfieldGroomer.com

Copyright Heying Enterprises.
Made in USA

Pg. 10



Corded SwitchBox Control powered by 12V Battery On-Board the Groomer.


SG

12 volt battery on-board the groomer means your tow machine battery is not used to power the system. This is a good choice for those who need to use the groomer all day long - **so they don't wear down their tow machine battery.** Note: WR is the only other system that has a 12 volt battery on-board the groomer.



How it Works. Power starts at the groomer battery. The 4 Conductor Tongue & Power Wire runs 2 way power towards the operator (through whichever extension wire is used) and onto the SwitchBox. From switch 2 way control is returned to the actuator on groomer.

The 12 ft. length extension wire is popular with customers who have UTV type tow machines. The 5 ft. length extension wire is popular with customers who have shorter tow machines such as garden tractors.



Advantages: 12 volt electric system completely on-board the groomer provides all the power needed for lift / lower functions.

Your tow machine battery is not needed to power the groomer electric lift (doesn't wear down your tow machine battery). Provides all day use.

On-board 2.0 amp battery charger has safe technology so it can (and should) be plugged in whenever the groomer is not being used.

On-board battery monitor emits audible alert when the battery needs to be charged.

Versatile, Easy to Use, and Portable. Pull groomer with a variety of tow machines. Made in USA!

Disadvantages: Inconvenience of having cords. Must pay constant attention to protecting the cords during use.

Note: This SG System is one of two systems we offer with 12 volt battery on-board the groomer (WR is the other).

Heying company

Heying Company Alton, Iowa 51003 Ph. 712.756.8847 Fax 712.756.8849
www.HeyingCompany.com www.Infield-Drag.com www.InfieldGroomer.com

Copyright Heying Enterprises.
Made in USA

Pg. 11



Corded SwitchBox Control powered by your Tow Machine 12v Battery.

Hand held corded SwitchBox controller connects to the user's tow machine 12v battery (with alligator clips) to supply power to the electric lift on the groomer. Portable. Easy to move from one tow machine to another. Includes two extension wires. 12 ft. long extension wire popular with customers who have long UTV's and the 5 ft. long extension wire popular with customers who have shorter tow machines such as garden tractors. Can be used as a everyday lift control system, or, as an optional backup to other operator lift control systems.

SB



Advantages:

Versatility to quickly switch to a different tow machine (control system is portable).

SwitchBox is completely weather sealed (unlike anything on the market). Made in USA!

Two "Cylinder Extension Wires" included (5 ft. and 121 ft.) so the user can decide which works best for their use.

Ability to be used as a primary (everyday) lift control system or as a backup to other operator lift control systems (use when needed).

No battery on-board the groomer to worry about (but it does need power from your 12v tow machine).

We include a battery compartment (even though a battery is not included). Very useful to store control parts and tools.

Disadvantages:

Inconvenience of having cords. Must pay constant attention to protecting the cords during use.

Big Users (who have lots of grooming) could experience this system wearing down the battery of their tow machine.

This system requires power from user tow machine. User cannot raise and lower implements without being attached to tow machine for power.

Since power is supplied by a tow machine the groomer is more difficult to move around storage shed, etc.

Note: We have 2 Systems (WR and SG) that provide 12 volt power from the groomer so they don't need power from your tow machine.




"PW" Portable Wireless Remote Control.

PW

Same wireless Transmitter - Receiver as the "WR" but uses 12v battery of user's Tow Machine for power. Includes portable power harness that connects to tow machine battery. The groomer also has a connection harness.

These two wires connect at the rear of the tow machine to power the electric system.
"Worried about losing the Transmitter"? We include a corded auxiliary rocker switch & cord that can be used as a temporary backup control of the electric lift if you misplace the wireless transmitter.

Unlike anything else on the market!



Advantages:

Wireless Remote Control System for "the Ultimate in User Convenience" at a lower price than the "WR".

The wireless remote control has immediate response when a button is pressed. It never goes to sleep like many other wireless systems.

Lighter weight than the "WR" system (No battery so is not as heavy to lift the tongue). Advantage especially for those who want the

Spring Tine Scarifier on their groomer (Spring Tine Scarifier mounts to front of machine thus adding weight to the Tongue).

Portable System. Pull with a variety of 12 volt tow machines. Can quickly switch from one tow machine to another.

Disadvantages:

Inconvenience having to plug in the connector (when connecting to tow machine) and unplugging connector behind tow machine (when unhooking).

For some big users (lot of fields or lots of grooming on fewer fields) this system could wear down the battery of the tow machine.

If this is a concern then consider the "WR" system.

This system requires power from user tow machine 12v battery. User can't raise or lower implements without being attached to tow machine for power.

Note: The "WR" is the only system that does not require power from user tow machine.



Great Backup Control

Worried about losing the Transmitter? System comes with 11.5 ft. long Corded Rocker Switch and two (2) manual wrenches that can be used in an emergency to manually raise / lower the electric cylinder. **Consider a "Backup Control System".** Customers who run tournaments or those who just want the peace of mind that they can operate the groomer if they have any problems (misplaced transmitter, dead battery, etc.)...will consider the "SB" Backup Operating System. The "SB" System is portable and can connect to any tow machine 12v battery. It's not used on a daily basis. Rather, it's stored, and used only when there is a problem with the main control system. It will override / bypass the entire original electric system (except the Cylinder).

Heying company

Heying Company Alton, Iowa 51003 Ph. 712.756.8847 Fax 712.756.8849
www.HeyingCompany.com www.Infield-Drag.com www.InfieldGroomer.com

Copyright Heying Enterprises.
 Made in USA



“HW” Hard-Wired Operator Lift Control System (12v only)

HW

System uses 12v battery of your tow machine. Includes all necessary wiring, in-dash mountable rocker switch, electric cylinder (actuator), fuse holder, fuse, wire, connectors, protective split loom, cable clamps, and zip ties.

For users who have a tow machine with a dash panel that will accept a Rocker Switch, who want the convenience of a dash mounted rocker switch, and who want to always use the same tow machine to pull and operate the groomer this is the operator system of choice. Note: Optional additional wiring package available for users who wish to wire more than one tow machine to pull and operate the groomer. See optional “HW” tow machine wiring package information.

AL-E-102
8 ft. of .350
Convuluted
Split Loom.
Use to protect
Power Harness.

AL-E-103
16 ft. of .350
Convuluted
Split Loom.
Use to protect wire
when installed
inside tow ma-
chine.

AL-E-512
Tongue Wire
70". Female
Receptacle one
end and Red
SMS Connector
at other end.
AL-E-014
Rubber Cover



AL-E-002 Battery
Case, Lid and
Fabric Strap
Large Group 24-31

AL-E-502 Model
600-675 HD
12 Volt Electric
Actuator.
With special square
drive shaft on gear case
for emergency manual
operation.

AL-E-011 Dash
Mount Rocker
Switch Momentary
4 Contact. Fits hole
size range of: .820"
to .830" wide X .142"
to .148" high.

AL-G-509 Manual
Bent Wrench.
Emergency Tool

AL-H-070 Manual
Hex Drive Bit with
3/8" Sq. Socket.
Emergency Tool

AL-E-513 16 ft. Switch to Rear of
Tow Machine Wire. Blue push-on
connectors & Red SMS Connector.
AL-E-014 Rubber Cover.

AL-E-514 8 ft. Power Harness.
Switch to Battery of Tow
Machine. 3/8" Ring Terminals
and Red SMS Connector.

AL-E-067
Extra
Fuse

AL-E-089
Push-On
Connectors
Crimp Only

AL-E-029
Push-On
Connectors
Heat Shrink

AL-G-012
Zip Tie
Push in
Inserts

AL-G-107
Cable
Clamp
.406 x .50

AL-G-015
Cable
Clamp
.406 x 1.00

Advantages: Rocker Switch is installed on dash of Tow Machine for convenience.

Easy to use connectors at the groomer tongue and rear of tow machine.

Disadvantages: User must dedicate a specific tow machine to always pull the groomer. Or, order additional wiring packages for more tow machines. You can also consider an optional SB or SG or PW System to use as a portable backup for when the original dedicated tow machine is not available to pull the groomer.


See optional accessories).

Big Users (who have lots of grooming) could experience this system wearing down the battery of their tow machine.

Since power is supplied by a tow machine the groomer is more difficult to move around storage shed, etc.

Note: The “WR” and “SG” systems have 12v batteries on-board the groomer. They do not need to connect to the user’s Tow Machine to power the groomer.

How it Works



Great Backup Control

“HW”. Concerned about having only one Tow Machine able to operate the groomer? Consider an additional “HW” Wiring package (optional) to wire a second Tow Machine. Or consider a “Backup Control System”. Customers who run tournaments or those who just want the peace of mind that they can operate the groomer if they have any problems (misplaced transmitter, dead battery, etc.)....will consider the “SB” Backup Operating System. The “SB” System is portable and can connect to any tow machine 12v battery. It’s not used on a daily basis. Rather, it’s stored, and used only when there is a problem with the main control system. It will override / bypass the entire original electric system (except the Cylinder).

Heying company

Heying Company Alton, Iowa 51003 Ph. 712.756.8847 Fax 712.756.8849
www.HeyingCompany.com www.Infield-Drag.com www.InfieldGroomer.com

Copyright Heying Enterprises.
Made in USA

Pg. 14

“MN” Manual Lift Control System

Manual “Posi-Lock” Lift Arm Control System.

For customers who simply want a manual lift Pro Groomer.

Includes a Locking Pin on the Lift Arm. Squeeze the locking pin while pulling down on the lift arm raises the Leveler and all other Implements.

When released, the locking pin falls into slots in the “posi-lock” quadrant and holds the implements in a downward locked position during use and locks the implements in a raised position when traveling on and off the field.

After the locking pin is “locked” in position fine adjustments can be made to the implements with the Turnbuckle.



Advantages:

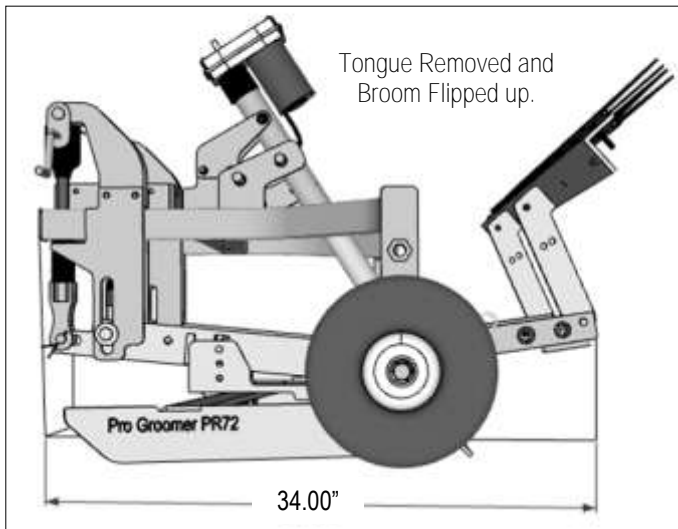
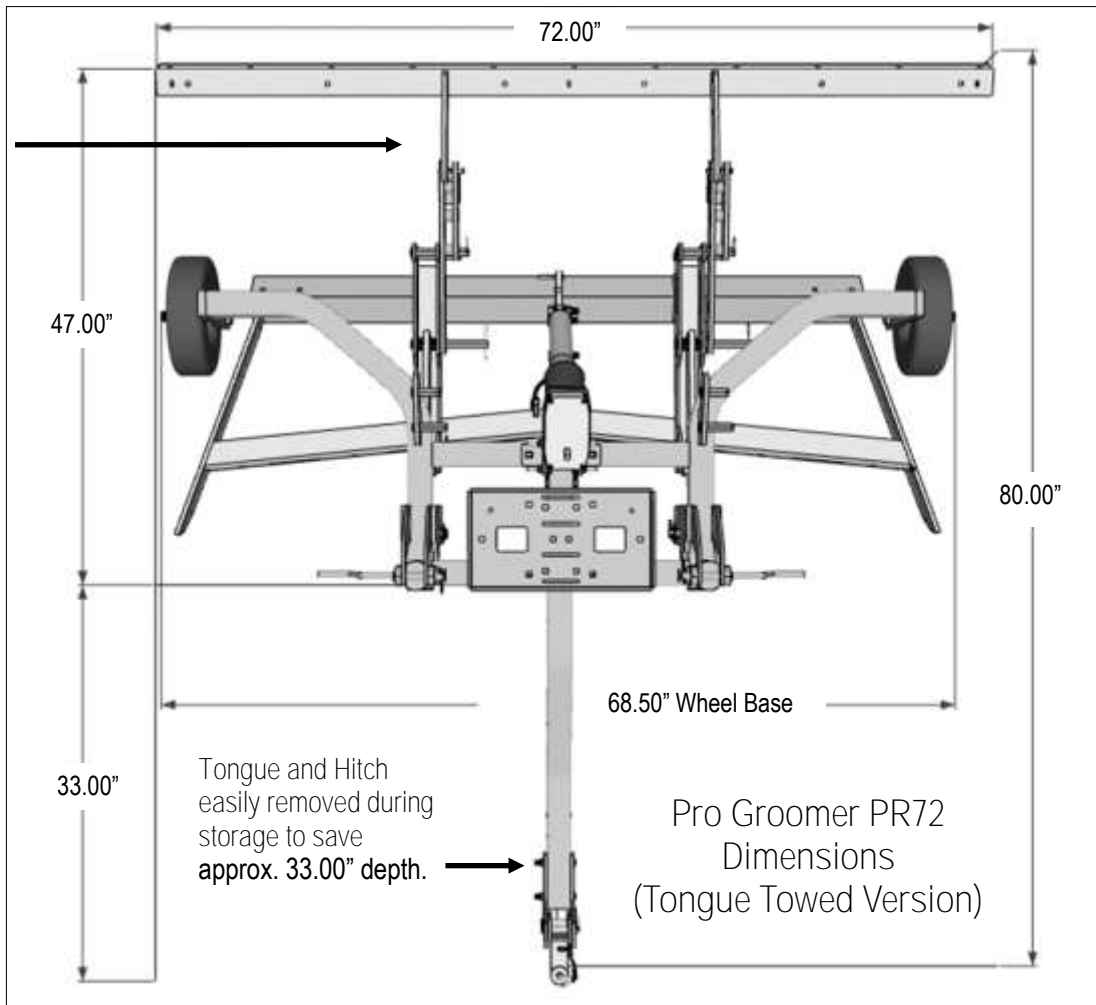
Lower Cost
Easy to operate.
No wiring needed to user tow machine.

Disadvantages:

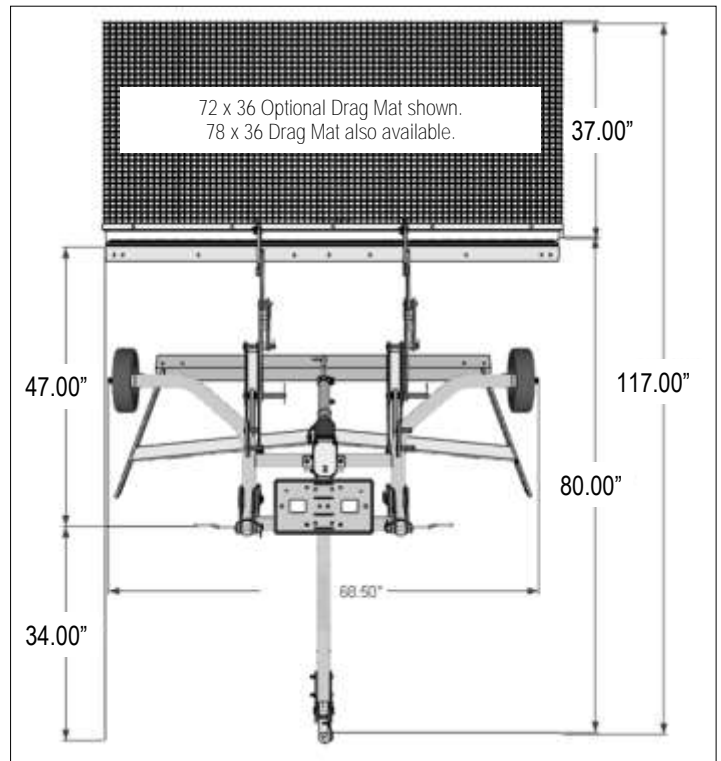
User must stop when arriving on the infield to lower the implements by hand using the manual lift.
User must stop before leaving the infield to raise the implements for travel.
No ability to make adjustments on the fly like the electric lift models.

Dimensions: Standard PR72 Pro Groomer (Tongue Towed) Normal Grooming setup.

Rear Smoothing Broom can be flipped up during storage (or removed to save space).



Optional Drag Mat mounted on Rear Broom adds additional overall depth.



WARRANTY (All Groomers from Heying Company)

Heying Company machines carry the following limited warranty, from date of possession to the end user, on parts and workmanship, and to be free of defects, under normal and intended use and service conditions, of:

3 years parts and workmanship on Heying Company manufactured parts.

One (1) Year on parts not manufactured by Heying Company, including but not limited to:

Wheels, brushes, electrical cylinder (actuator), electric system parts, wireless remote control systems, switches, batteries, chargers, etc.

Excluded is this warranty is Normal Wear and Tear on Parts resulting from natural and intended use.

Heying Company's obligation under this warranty is limited to replacement or repair at the manufacturer's option.

Proof of purchase must accompany any and all warranty claims to Heying Company.

This warranty does not extend to any product or damage to a product caused by, or attributed to freight damage, abuse, misuse, improper or abnormal usage, improper storage or changes and repairs unauthorized by Heying Company including to towing machines.

All freight damage claims must be made immediately and directly to the freight carrier by the purchaser or end user. It is not the responsibility of Heying Company to report damaged freight to freight companies. We guarantee that all shipments leave our facilities free from damage.

Heying Company is not liable for direct or indirect, special or consequential damages arising from, or in connection with, the use or performance of the product or damages with respect to any economic loss, personal injury, loss or damage to property, loss of revenues or profits, or loss of enjoyment.

Any full machine, assembly or individual part returned to Heying Company for refund, replacement or repair must have sufficient proof of purchase included, prior written authorization from Heying Company, be packaged as instructed by Heying Company, and have all freight charges prepaid.

Product returns are subject to re-painting and re-stocking charges.

No other warranty beyond that specifically stated above is authorized or intended by Heying Company.

Choosing a tow machine is the sole responsibility of the user. User should always consult with the towing machine manufacturer for towing capacity and suitability. Heying Company makes no claim and carries no responsibility as to the ability or capacity of any towing machine to be used.

Acknowledgment and Assumption of Risk. Release of Liability; Indemnification.

Rear attach groomers are designed to attach directly to a customer's vehicle, tractor, etc. (and will not include a wheeled frame or tongue for pulling). The desire for direct attach groomers comes from customers needing "convenience". Even though these types of groomers could prove to be somewhat less effective there are customers who understand this and are willing to sacrifice some function to gain convenience. Examples of vehicles used for "direct attach groomers". Utility vehicles like the JD Gator TX. UTV's, Side by Sides, Small Tractors, etc. Heying Company is not responsible for damage or harm to vehicles, or to person's operating the vehicle and / or groomer. Customer agrees that they are solely responsible to attach to and operate their vehicle or Tow Machine, they understand they are responsible to assure the safety of operators, and that they willingly attach this groomer to their tow machine with full knowledge that they are responsible to make sure it will not cause damage to their vehicle or any person operating the vehicle. Customer acknowledges that by ordering a groomer they have read and understand all aspects of their responsibility of pulling, attaching, and operating all equipment.

Participant acknowledges that operating motorized vehicles and attached equipment can be an extreme test of a person's physical and mental limits and carries with it the potential for death, serious injury and property loss. The risks include, but are not limited to, those caused by terrain, vehicular traffic and the actions of other people including, facilities, temperature, weather, and physical and mental fitness. These risks are not only inherent to equipment operators but are also present for volunteers and anyone else desiring to participate in these activities. Participants acknowledge, agrees and represent that they will inspect the equipment to be used or operated by him/her and further agrees and warrants that, if at any time, he/she is in or about equipment will immediately advise appropriate officials of such and if necessary leave the area or equipment and/or refuse to further participate in these activities.

Release of Liability; Indemnification; Acknowledgement of Risk. Participant hereby waives, releases and discharges, on behalf of Participant and **Participant's executors, administrators, heirs, next of kin, successors and assigns, Heying Enterprises and authorized dealers**, and their respective **directors, officers, employees, volunteers, agents from any and all liability for customer's death, disability, personal injury**, property damage, property theft, lost income or any other losses, costs or actions of any kind whatsoever, which hereafter may directly or indirectly accrue to customer through training or participating in the act of use of Heying Equipment and their Tow Vehicles. Customer agrees to indemnify and hold the Releasees harmless **from and against any and all liability, loss, damage or injury as well as all costs and expenses (including attorneys' fees and costs of any suit related thereto)**, suffered or incurred by Releasees, to the extent arising from any of customer actions whatsoever whether now or in the future, including but not limited to negligent, intentional or reckless misconduct, acts or omissions. Participant understands that there are inherent hazardous risks associated with the operation of equipment which could include serious injury or death, and customer freely assumes the risk of any and all injuries that customer may sustain while using this equipment. Customer agrees that no person with insufficient physical fitness, alertness, sobriety, vision, or medical ability shall operate the equipment and that all operators shall have adequate training before being allowed to operate said equipment. Governing Law. Except to the extent that this Agreement may be governed by any federal law, this Agreement shall be governed by, construed and interpreted under, and enforced exclusively in accordance with the laws of the State of Iowa in the United States.